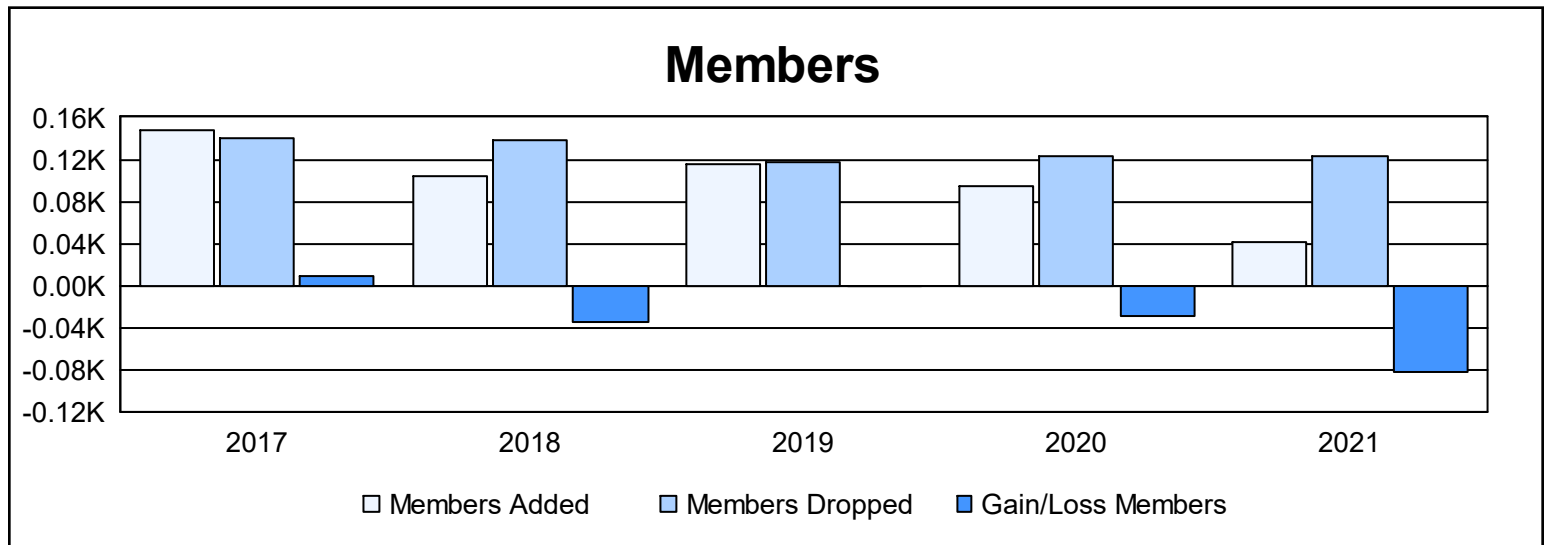

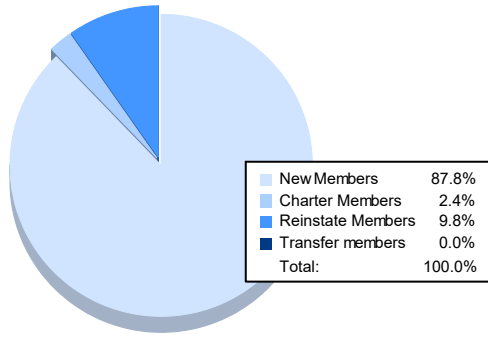


Year	New Clubs	Dropped Clubs	Gain/ Loss Clubs	New Members	Charter Members	Reinstate Members	Transfer Members	Total Member Added	Total Members Dropped	Gain/ Loss Members
2016-2017	0	0	0	138	0	7	3	148	140	8
2017-2018	0	0	0	96	0	4	3	103	138	-35
2018-2019	0	0	0	105	0	3	8	116	117	-1
2019-2020	0	0	0	91	0	0	3	94	123	-29
2020-2021	0	0	0	36	1	4	0	41	123	-82
Average	0	0	0	93	0	4	3	100	128	-28



Membership Composition June 2021 Cumulative



Gender Composition June 2021 Cumulative

